



Cloud-Based Production Logistics Synchronization Mechanism and Method

Shuiping Lei, Ting Qu, Zongzhong Wang, Xin Chen, Hao Luo, George Q.
Huang

► To cite this version:

Shuiping Lei, Ting Qu, Zongzhong Wang, Xin Chen, Hao Luo, et al.. Cloud-Based Production Logistics Synchronization Mechanism and Method. IFIP International Conference on Advances in Production Management Systems (APMS), Sep 2015, Tokyo, Japan. pp.452-464, 10.1007/978-3-319-22759-7_53 . hal-01431133

HAL Id: hal-01431133

<https://inria.hal.science/hal-01431133>

Submitted on 10 Jan 2017

HAL is a multi-disciplinary open access archive for the deposit and dissemination of scientific research documents, whether they are published or not. The documents may come from teaching and research institutions in France or abroad, or from public or private research centers.

L'archive ouverte pluridisciplinaire **HAL**, est destinée au dépôt et à la diffusion de documents scientifiques de niveau recherche, publiés ou non, émanant des établissements d'enseignement et de recherche français ou étrangers, des laboratoires publics ou privés.



Distributed under a Creative Commons Attribution 4.0 International License

Cloud-based Production Logistics Synchronization Mechanism and Method

ShuiPing Lei^{1,*}, Ting Qu¹, ZongZhong Wang¹, Xin Chen¹, Hao Luo², and George Q. Huang³

¹ Guangdong CIMS Key Lab, Guangdong University of Technology, Guangzhou, PR China.

leifeitian@126.com, {quting, wangzz, chenx}@gdut.edu.cn

² College of Economics, Shenzhen University, Shenzhen, PR China.

luohao@szu.edu.cn

³ Department of Industrial and Manufacturing Systems Engineering, The University of Hong Kong, PR China.

gqhuang@hku.hk

Abstract. It is inevitable that the dynamic is occurs in the operation of the production logistics (PL). Production logistics synchronization (PLS) can solve the dynamic of production logistics operation process by collaboration the both or among of the production, shipping and storage. Cloud manufacturing mode can quickly respond to the shortage of resources in the production logistics operation process, and provide cheap cloud resource services, such as cloud forklift. This paper is aimed at the problem for the dynamic of production logistics operation, and the dynamic of production logistics is classified. The PLS mechanism and cloud-based PLS information framework are established. By using collaboration optimization (CO) method, the optimization method of PLS is put forward. Finally, the PLS optimization model of production and storage is presented with an industrial case, and the effectiveness is also demonstrated and analyzed.

Keywords: Production logistic synchronization; Dynamics; Cloud manufacturing; Collaborative optimization.

1 Introduction

Production logistics (PL) refers to the warehousing, packaging, transportation, and other logistics-related activities which directly serves for production processes, ranging from raw materials purchasing, shop-floor manufacturing, as well as the circulation of semi-finished or finished products [1]. Production logistics is divided into the pre-production logistics (storage, shipping, production) and post-production logistics (production, shipping, storage). Production logistics of this paper is specifically for the post-production logistics. Inevitable uncertain factors of production logistics operation pro-

cess (such as emergency order, delivery in advance, equipment failure and worker absenteeism) bring dynamics to the production logistics system, which will affect the production, shipping and storage in a part or multiple parts and lead to production logistics system is not working properly, or even stop running, which brings a great challenge to the enterprise decision-making and implementation and greatly increases time and cost of production logistics. There are two aspects impact of dynamic mainly to the production logistics system: the first is that it disrupts the original production logistics plan, and lead to the result deviates from a pre-determined goal; the second is that it sometimes leads to the lack of the ability of production logistics system resources, and it is difficult to add new resources, and the cost is very high.

Production logistics synchronization (PLS) means, in the presence of certain execution dynamics, some parts or the whole PL systems will be real-time triggered to make adaptively collaborative decision which takes the dynamics into consideration and generates an updated execution plan for the next execution stage [2]. Therefore, under the premise of uninterrupted production logistics operation, the production, shipping and storage of the two or the three can be collaborated, and the whole of production logistics operation can be achieved optimization.

In addition, in recent years, the cloud manufacturing and related technology has provided the solution for the PL system rapid organization resources and the dynamic response of the resources requirement. Cloud manufacturing (CM) provides a service-oriented manufacturing platform to organize the manufacturing resources over internet and enable users to consume on-demand manufacturing services [3]. In CM, various manufacturing resources and abilities can be intelligently sensed and connected into the wider internet [4]. At present, some progress has been made in the application of cloud manufacturing. Xu [5] encapsulates the distributed resources into CM services under centralized management, and offer CM services as product design, manufacturing, testing and management. Wang and Xu [6] proposes a service-oriented and interoperable Cloud manufacturing system. Ren et al. [7] presents a public cloud manufacturing system for small- and medium-sized enterprises (SME).

Therefore, this paper will study how to solve the impact of the dynamic production logistics system to achieve the purpose of optimizing the PL operation by CM and collaboration optimization method [8, 9].

The remainder of the paper is organized as follows. Section 2 will analysis for the production logistics dynamics types. Section3 will conduct the PLS mechanism. The overall PLS optimization method and mathematical model will be introduced in Section 4. Section 6 gives a case for the study the method. Conclusions are summarized in Section 7.

2 PL Dynamics Analysis

The different dynamics of production logistics operation have different influence on the system. To take effective method to deal with the dynamic of production logistics, we need to classify the dynamics firstly. This section will analyze the dynamic of production logistics from two aspects, which is range of impact and degree of the impact.

2.1 Classification in Dynamic Impact Range

From the range of dynamic influence of the production logistics system, the dynamic of the production logistics can be differentiated into the global and partial dynamics. As shown in the left part of Figure 1, when the dynamic interfere with the three subsystems as the production, distribution, warehousing, and trigger the response of the three subsystems, which is defined the global dynamic, for example like emergency ordering, delivery changing, etc. As shown in the right part of Figure 1, when the dynamic interfere one subsystem, and this subsystem triggers the other subsystem or all of them to respond it, we call it the partial dynamic, such as workshop equipment failure, reworking, forklift failure, the road unavailable, etc.

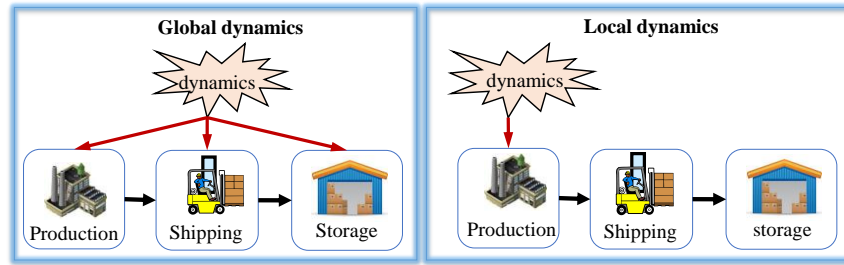


Fig. 1. Global and local dynamics

2.2 Classification in Dynamic Impact Degree

The sensitivity of dynamic in different time and state of production, distribution and storage is different, therefore, the impact of the dynamic on the production logistics system can be differentiated as the first level dynamics and the second level dynamics. When the dynamic affection level of the production logistics system is still in the capacity of the current resources range, we define it the first level of dynamic. For example, when forklifts increase of 10 pallets of transport tasks suddenly or a forklift failed, and the forklift resources of the system is still redundancy, so this dynamic can be cope with. When the dynamic affection level of the production logistics system is out of the current one or more subsystems resource capacity, we define it the second dynamic. For example, the current configuration of the forklift are in the saturated state, even this time increase of 1 pallets transport task urgently, it will inevitably cause the production logistics system disorder and delay delivery.

3 PLS Mechanism

3.1 Synchronization Mechanism

The PLS mechanism as shown in Figure 2. PLS can generate varied synchronization sequence while according to the quantity of different synchronization starting point and subsystem. Therefore, we need to determine the starting point and the sequence of PLS.

Figure 3. The bottom part of Figure 3 is the physical resource layer and the smart object layer, through equipping the physical PL resources with a series of IoT devices (such as PDA, mobile, PAD etc.) and IoT tags (such as RFID, sensor, barcode etc.), the original resources can be transformed into smart objects (PL-SO) which have the ability of real-time information perception, transmission, and task processing. The left part of Figure 3 is CM infrastructure, which defines the management, organization and service hierarchy of CM resources. It includes three layers.

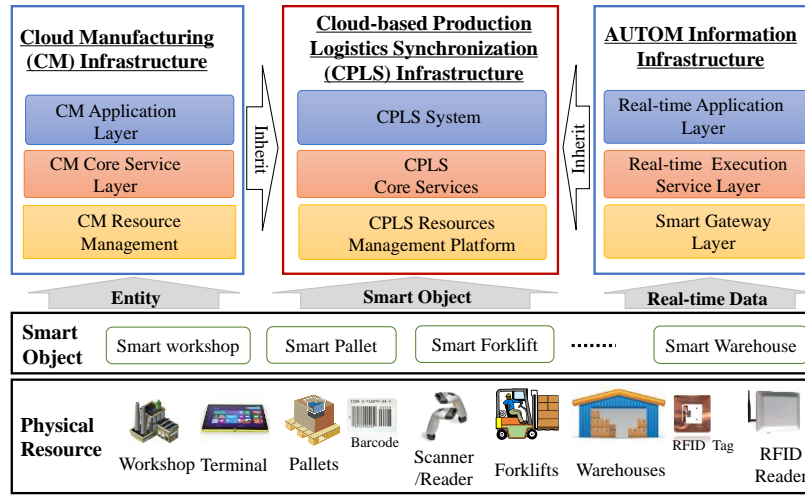


Fig. 3. Cloud-based PLS information framework

During the production logistics process, dynamically triggered two level dynamics will lead to the continuous involvement of uncertain manufacturing resources from the cloud. Due to the uncertain types, interfaces and capabilities of the various cloud resources, it is difficult to maintain a highly efficient operation. Thus, heterogeneous resources must be encapsulated by IoT technologies in a standard way, based on which a set of standards and measures for real-time information collecting, processing, and transmitting could be established. Finally, the major services and applications could be developed based on the standard real-time information to effectively support the production logistics process management. This paper extends AUTOM [10] to deal with the real-time PL information from cloud-managed PL resources. A brief representation of AUTOM is shown in the right part in Figure 3, which consists of three layers.

4 PLS Optimization Method

PLS is a multiple subsystems coordination optimization problems, due to the process of synchronization has emphasized the dynamics, the independence of the decision-making model and the agility which come from the decision-making. Collaborative optimization (CO) [11] is a kind of stratified two-layer MDO method, which has system

level optimization function. For the subsystem, which the analysis and optimization design is within the space of each subsystem. It's suitable for the subsystem variable much more than the subject (subsystem) variable, which applies to solve the multidisciplinary design optimization problem that has the goal of system level design. Therefore, this paper uses CO to solve the PLS optimization problem.

4.1 PLS Model

The mathematical model of the production logistics synchronization system is established by using the CO optimization method as follows.

1. System level optimization model

$$\min f(z) \quad (1)$$

$$\text{subject to } J_i^* = \sum_{j=1}^{s_i} (z_j - x_{ij}^*)^2 = 0, \quad i = 1, 2, 3 \quad (2)$$

The variable $J_i^*(z)$ is the consistency equality constraint for the system, z is the system optimization variable, z_j is the design variable for the j system, s_i is the design variable quantity of the i subsystem, and x_{ij}^* represents the optimization results of the design variable j of the subsystem i .

2. Subsystem level optimization model

$$\min J_i(x_i) = \sum_{j=1}^{x_i} (x_{ij} - z_j^*)^2 = 0 \quad (3)$$

$$\text{subject to } c_i(x_i) \leq 0, \quad i = 1, 2, 3 \quad (4)$$

The variable x_i is design vector of the subsystem i , x_{ij} is the design variable j of subsystem i , z_j^* is the expected value of the design variable j for the system assigned to the subsystem i , and $c_i(x_i)$ is a system level constraint.

The optimization structure of the above mentioned mathematical model is shown in Figure 4.

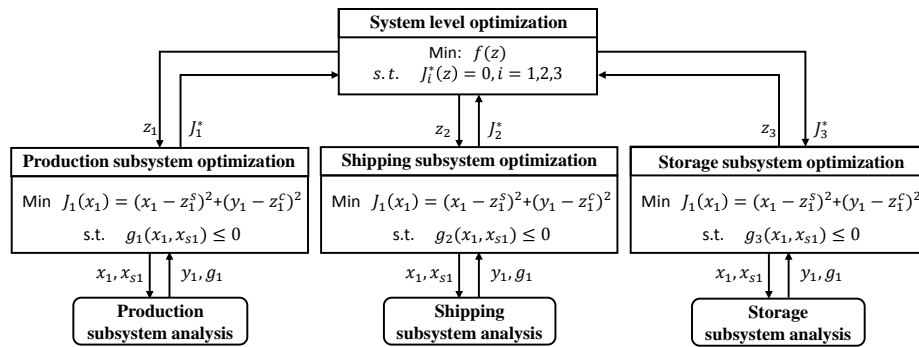


Fig. 4. Structure of production logistics collaborative optimization

4.2 Constraints Relaxation

The collaboration optimization method for the consistency constraint of the system level optimization problem is the equality constraint. But the consistency of equality constraint is too strict for the subsystem. Therefore, the system level equality constraints are changed to inequality constraints, so that the system level has feasible solution domain [11]. After the deformation, the system level constraints become the following inequality.

$$J_I^* = \sum_{j=1}^{s_i} (z_j - x_{ij}^*)^2 \leq \varepsilon, \quad i = 1, 2, \dots, n \quad (5)$$

Through adding the relaxation factor ε , ε is smaller, which indicates a higher degree of consistency for the subsystem level, and means the performance of the cooperative optimization method is improved.

5 Case Study

The case company is a large-size old-brand paint making company in China. At present, the application process of the PLS optimization method is illustrated with the two parts of its production and storage, as shown in Figure 6. After receiving the orders, the production need to develop production scheduling, and the warehouse need to arrange storage location. However, the production process or storage process often occurs dynamic, such as product line early or delay, equipment failure, workers absenteeism, the storage location unavailable etc. It lead to that the scheduling and the storage location planning results are poor, and the cost of PL operation is high. To solve above problems, the author's project team has done two aspects of work. First, according to the operation process of the company PL, using Internet of things and CM technology to develop a PL management system interconnect between workshop and warehouse, and realize the transparency of management; Second, this paper studies the PLS optimization method is applied to above two links. This section focuses on the second part of the research.




Fig. 5. Production and storage synchronization

5.1 Collaborative Optimization Model

This case is based on the synchronization between production and storage (i.e., production scheduling and storage planning) and the CO model is established.

System Model.

The system model can be established as follows.

$$\min F = t_1 + t_2 \quad (6)$$

$$\text{Subject to } J_1 = (t_{11} - t_1)^2 \leq \varepsilon \quad (7)$$

$$J_2 = (t_{22} - t_2)^2 \leq \varepsilon \quad (8)$$

The objective function (6) is the minimum customer waiting time. Constraint (7) and (8) are system consistency constraints, t_{11} is the system level design variable for the production subsystem, t_{22} is the system level design variable for the storage subsystem, t_1 and t_2 are system level design variables.

Production Subsystem Model.

In this case, the production subsystem optimization problem is how to plan the orders processing sequence on the equipment, so that the production task completion time is shortest. According to the practical of production, the variables shows in table 1.

Table 1. Variables and definition

Variable	definition	Variable	definition
i	Order number	j	Process number
K_i	Processing unit number of order i	D_{ij}	Equipment number of the process j for order i
WT_{ij}	The processing time of the process j on the equipment for the order i	x_{ijkd}	The processing unit (i, j, k) on the equipment $D_{i,j}$ processing and the value is 1, else is 1.
T_{fijk}	The time of processing start and end	N_{tijk}	The next processing time after the processing unit (i, j, k) in the equipment.

Following the above parameters and variables, a mathematical model of production scheduling could be established as follows.

$$\min f = \left\{ \max_{\forall d \in D} \left\{ \max_{\forall i \in I, j \in J, k \in K_i} \left\{ x_{ijkd} * T_{fijk} \right\} \right\} \right\} \quad (9)$$

$$\text{Subject to } \sum_{d \in D_{ij}} x_{ijkd} = 1, \forall i \in I, j \in J, k \in K_i \quad (10)$$

$$T_{fijk} - T_{b_{i(j+1)k}} < 0 \forall i \in I, j \in \{1, 2\}, k \in K_i \quad (11)$$

$$T_{fijk} - T_{b_{ijk}} = WT_{ij} \forall i \in I, j \in J, k \in K_i \quad (12)$$

$$N_{tijk} - T_{fijk} > 0 \forall i \in I, j \in J, k \in K_i \quad (13)$$

The objective function (9) is the minimum completion time of a batch of orders,

$\max_{\forall i \in I, j \in J, k \in K_i} \{x_{i,j,k,d} * T_{f_{i,j,k}}\}$ means the completion time for all processing units on the equipment D , $\max_{\forall d \in D} \left\{ \max_{\forall i \in I, j \in J, k \in K_i} \{x_{i,j,k,d} * T_{f_{i,j,k}}\} \right\}$ means the completion time of all processing units for all the equipment. Constraint (10) defines that a processing element is allocated to an equipment. Constraint (11) gives that only before the neck of the order has processed and then the after the neck of the order can be processed. Constraint (12) defines that once a processing unit begins processing and cannot be interrupted. Constraint (13) guarantees that only after the current task is finished and the next task can be started by the equipment.

Storage Subsystem Model.

In this case, the storage subsystem optimization problem is how to distribution the storage location for the order and make the utilization rate of the warehouse is the highest, and its parameters and variables shown in table 2.

Table 2. Variables and definition

Variable	definition	Variable	definition
t	Time list of waiting input order	j	Storage location number
i	Order of waiting input	V_j	Capacity of storage location j
Q_i	Quantity of pallets for order i	E_j	Consumption time of output from storage location j
IT_i	Input time number for order i	x_{ij}^t	Time list t put the order i in the storage location j or not, the value is 0 or 1.
OT_i	Output time number for order i	w_{ij}^t	The $w_{ij}^t = 1$ means the quantity pallet of order i in the storage location j , if $x_{ij}^t = 0$, then $w_{ij}^t = 0$.

Following the above parameters and variables, a multi-objective model of storage location layout could be established as follows.

$$\min f_1 = \sum_{j=1}^L U_t^j \quad (14)$$

$$\max f_2 = \sum_{j=1}^L F_t^j \quad (15)$$

$$\max f_3 = \sum_{t=1}^T \sum_{j=1}^L \sum_{i=1}^S (E_j x_{ij}^t w_{ij}^t) \quad (16)$$

$$\text{Where } F_t^j = \begin{cases} 1, & x_{aj}^t w_{aj}^t + x_{bj}^t w_{bj}^t = V_j, \quad j = 1, 2, \dots, L, \\ & \text{and } a, b = 1, 2, \dots, S \\ 0 & \end{cases}$$

$$U_t^j = \begin{cases} 1, & x_{aj}^t w_{aj}^t + x_{bj}^t w_{bj}^t > 0, \quad j = 1, 2, \dots, L, \\ & \text{and } a, b = 1, 2, \dots, S \\ 0 \end{cases}$$

$$\text{Subject to} \quad \sum_{j=1}^L x_{ij}^t \leq 2 \quad j = 1, 2, \dots, L; t = 0, 1, 2, \dots, T \quad (17)$$

$$\sum_{a,b=1}^S x_{aj}^t w_{aj}^t + x_{bj}^t w_{bj}^t \leq V_j, j = 1, 2, \dots, L; t = 0, 1, 2, \dots, T \text{ and } a \neq b \quad (18)$$

$$\sum_{j=1}^L x_{ij}^t w_{ij}^t = P_i, i = 1, 2, \dots, S \text{ and } t = 0, 1, \dots, T \quad (19)$$

The objective function (14) is the minimum total quantity of storage location. The objective function (15) is the maximum times of full storage location. The objective function (16) is the maximum loading efficiency. Constraint (17) ensures the quantity of each storage location puts orders no more than two. Constraint (18) defines the total number of pallets cannot exceed the capacity of the storage location. Constraint (19) gives the total quantity of pallets for sales order.

Structure of Model.

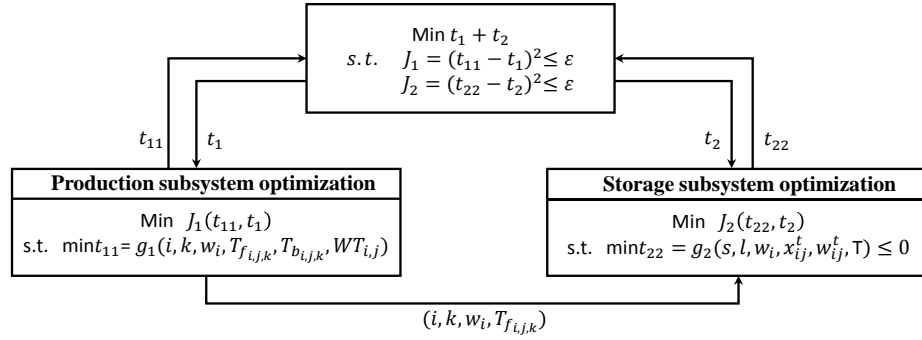


Fig. 6. Structure of production and storage CO model

The structure of Co model is shown in Figure 6. The collaborative between system level and subsystem level is t_1, t_2, t_{11}, t_{22} . The system initial variables is t_1, t_2 . Where t_{11} is a collaborative variable for the production subsystem which indicates the completion time of a batch of order, t_{22} is a collaboration variable for the storage subsystem which means the order at the warehouse time.

The $(i, k, T_{f_{i,j,k}}, w_i)$ is the array between production subsystem and the storage subsystem, The variable of the array contains the order number, the order processing unit, the processing completion time, and the number of pallets. These variables are the input parameters of the storage subsystem. Based on these input parameters, the storage subsystem obtains the most reasonable distribution results. Each subsystem involves only its local constraints, on the basis of meeting constraints, and its goal is to reduce the differences between the system level and the system level as far as possible. The system level optimization problem has two consistency constraints, and are respectively

corresponding to two subsystems.

5.2 Example

Initial Information.

The initial data of this example comes from the company. The order information is shown in Table 3 and the warehouse information is shown in Table 4.

Table 3. Order information

Order Number	Demand quantity (t)	Processing time (min)	Tray quantity of Product
1	1.5	80/120/70	19
2	2	90/100/80	25
3	1	80/90/75	13
4	1.5	80/70/90	19
5	1	100/110/100	13
6	2	90/100/80	25

Table 4. Warehouse information

Storage Location Number	Name	capacity	area	Outbound efficiency
1	A1	20	Dispatch area	2
2	A2	20	Dispatch area	2
3	A3	20	Dispatch area	2
4	A4	20	Dispatch area	2
5	A5	20	Dispatch area	2
6	B1	8	Full area	1
7	B2	8	Full area	1
8	B3	8	Full area	1

Results Analysis.

The initial values of the parameters t_1 and t_2 of the 5.1 sections are set 0, the relaxation variable ε is set 10^{-4} , and the initial information is brought into the mathematical model. The results of the calculation are shown on the left of Table 5 by the Matlab software. To illustrate the effectiveness of PLS optimization method, this paper chooses the deterministic optimization method for comparison. Its calculation results are shown on the right of Table 5.

From the results can be seen, In terms of storage location occupancy, all the pallets take up 7 storage location of the total which the warehouse adopt the PLS optimization method, and the storage location B3 is empty. While the warehouse adopt the deter-

ministic optimization method, total takes up 8 storage location, and all the storage location are taken up. In terms of the full times of storage location, all the storage locations are full by PLS optimization method, but the quantity of full storage location is 7, and storage location A4 is not full by deterministic optimization method. From the results of the comparison, it can be seen that the production and storage synchronization method can improve the utilization of the storage location.

Table 5. Storage subsystem optimization Results

Order number	Tray quantity	PLS optimization method			Deterministic optimization method		
		Input list	Output list	Storage location	Input list	Output list	Storage location
1	19	5	6	A5	3	3	A3
2	25	3	4	A3/B1	2	4	A2/B1
3	13	2	2	A2	2	1	B1/B2/B3
4	19	1	1	A1	1	2	A1
5	13	4	3	A2/B1,B2	4	4	A4
6	25	3	5	A4/B2	5	6	A5/B3

6 Conclusion

Synchronization mechanism and the optimization method is proposed in this paper to solve the dynamic production logistics problem of production logistics operation of the among production logistics multiple-subsystems. The dynamic of production logistics is divided into local dynamic, the global dynamic, first level dynamic and second level dynamic. For different dynamic, from the qualitative point of view, the PLS mechanism and cloud-based PLS information architecture are proposed. From the quantitative point of view, CO-based PLS optimization method is proposed. Finally, based on example of an enterprise of production and storage, establish optimization model of synchronization of production and storage, and the results show that the proposed method enhances the utilization of the goods. The methods of this paper have practical guidance for solving the problem of the dynamic problem of the operation of production logistics. In the future, the method for synchronization problem of multiple-subsystems of difficult PL dynamic and is studied.

Acknowledgement

This work was supported by the National Natural Science Foundation of China (51475095), 2014 “Thousand-Hundred-Ten” Scheme of Guangdong Education Department, National Science and Technology Ministry of China (2012BAF12B10). We would also like to thank Carpoly Chemical Group Co., Ltd. for their financial support to this project and the opportunity of system testing and implementing in their factories.

References

1. Samaranayake, P., Toncich, D.: Integration of production planning, project management and logistics systems for supply chain management. *International Journal of Production Research*, 45 (22), 5417-5447 (2007)
2. T. Qu, S. P. Lei, Z. Z. Wang, D. X. Nie, X. Chen, George Q. Huang.: IoT-based real-time production logistics synchronization system under smart cloud manufacturing, *The International Journal of Advanced Manufacturing Technology* (2015)
3. Li, B.H., Zhang, L., Wang, S.-L., Tao, F., Cao, J., Jiang, X., Chai, X.: Cloud manufacturing: a new service-oriented networked manufacturing model. *Computer Integrated Manufacturing Systems*. 16(1), 1-7 (2010)
4. Tao, F., Zhang, L., Venkatesh, V. C., Luo, Y., Cheng, Y.: Cloud manufacturing: a computing and service-oriented manufacturing model. *Proceedings of the Institution of Mechanical Engineers, Part B: Journal of Engineering Manufacture* (2011)
5. Xu, X.: From cloud computing to cloud manufacturing. *Robotics and Computer-Integrated Manufacturing*. 28(1), 75-86 (2012)
6. Wang, Xi Vincent, and X. W. Xu.: An interoperable solution for Cloud manufacturing. *Robotics and Computer-Integrated Manufacturing*. 29(4),232–247 (2013)
7. Ren, L., Zhang, L., Tao, F., Zhao, C., Chai, X., Zhao, X.: Cloud manufacturing: from concept to practice. *Enterprise Information Systems*. (ahead-of-print), 1-24 (2013)
8. Braun, R.: Collaborative Optimization: An Architecture for large-scale distributed design, doctoral dissertation, Stanford University. (1996)
9. Tappeta, R., and Renaud.: Multi objective collaborative optimization. *ASME J. Mech. Des.* 119(3), 403–411(1997)
10. Zhang, Y., Qu, T., Ho, O., Huang, G. Q.: Real-time work-in-progress management for smart object-enabled ubiquitous shop-floor environment. *International Journal of Computer Integrated Manufacturing*. 24(5), 431-445 (2011)
11. Alexandrov, N M., and Lewis R M.: Analytical and computational aspects of collaborative optimization for multidisciplinary design. *AIAA journal*. 40(2), 301-309 (2002)